



DOZER BLADE UNITS

“Quick On - Quick Off”

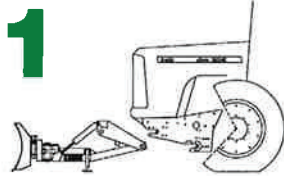
For John Deere 4 Wheel Drive Tractors

Model 4000

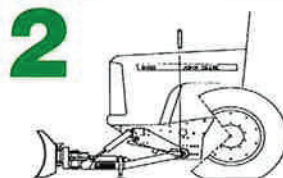


LEON Model 4000 Dozer Blade Unit Mounted On a John Deere Model 9400 Tractor

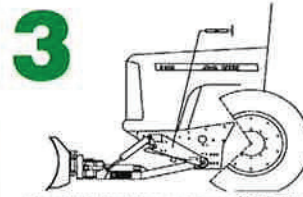
- New “High Definition” 440 Blades Feature 44” (112 cm) of Blade Height
- Highest Underframe Clearance & High 35” (89 cm) Blade Lift Height
- Hydraulic Angling & Hydraulic Tilt Control Available
- “Quick On - Quick Off” Mounting (Patents Applied For) of Complete Blade & Push Assembly: Park Stands Standard



Align Push Assembly with tractor mount hooks. Drive in slowly close enough to connect hydraulic hoses. Level and align push assembly with tractor mount hooks.



Once the assembly is seated into mount hooks, install tapered pin into rear hook. Secure with cotter pin.



Remove hitch jack and store on side frames. OPERATIONAL.

“Quick On - Quick Off”

LEON

"Material Handling Excellence"

LEON Model 4000 Series

Dozer Blade Units For John Deere Tractors

"Quick On - Quick Off" Mounting

SPECIFICATIONS

Mountings for John Deere 9100, 9200, 9300 & 9400 Models

Blade Height	44" (112 cm)
Blade Width	10' (3.05 m), 12' (3.66 m) 14' (4.27 m), 16' (4.88 m)
Blade Lift Height	32" (81 cm)
Adjustable Skid Shoes	Standard
Digging Depth	Standard
Ripple Blade & Roll Action	Standard
Replaceable Cutting Edge	Standard
Manual Left & Right Angling (degrees)	23
Hydraulic Left & Right Angling (degrees)	27
Tilt Degrees (Manual & Hydraulic)	10+
Underframe Clearance	19" (48 cm)
Complete Hydraulic Requirements	Standard
Weight complete with push assembly, 14ft. Blade, Hydraulic Angling, & Tilt Controls	approx. 5610 lbs. (2550 kg)



Full side panel access for tractor servicing

LEON Leads the Way in Dozer Blade Unit Design Features

44" High Blades



New High Definition 440 Blades are 44" (112 cm) high in 10 ft (3.05 m) to 16 ft. (4.88 m) widths. The ripple formed blade insures clean roll off and roll break action to make pushing easier for the tractor.

Highest Clearance



Highest Underframe Clearance 15" (38 cm) or more insure good maneuverability and easy access when working in soft and rough terrain, LEON dozers keep going where others get hung up.

Power Controls



Power Tilt & Angle is an extra feature that has become a necessity for this heavy duty equipment. Invest initially or add on to the same unit at a later date. The cylinders are positioned to avoid contact with material being dozed.

Sturdy Construction



Sturdy Construction and Mounting is featured to insure these units stand up in the toughest of conditions. Push pressure is transmitted from the rear of the front tractor section & is designed to place minimum stress on the tractor framework. All hydraulics included.

ACCESSORIES & OPTIONS ADD TO THE VERSATILITY OF LEON DOZER BLADE UNITS:

- Chromium Carbide Overlay Adjustable Skid Shoes • Quick Bolt-on Brush Racks • Stone Diggers
- Hydraulic Tilt • Hydraulic Angling • Blade Extensions (Top & Side) • Side Plates

Your Authorized LEON Dealer:

LEON'S MFG. COMPANY

CANADA

135 York Road East
Yorkton, Saskatchewan S3N 3Z4
Ph: (306) 786-2600
Fax: (306) 782-1884

U.S.A.

200 - 36th Ave. N.E.
Airport Industrial Park
Minot, North Dakota 58703

Toll Free: 1-800-667-1581

e-mail: sales@leonsmfg.com website: www.leonsmfg.com